

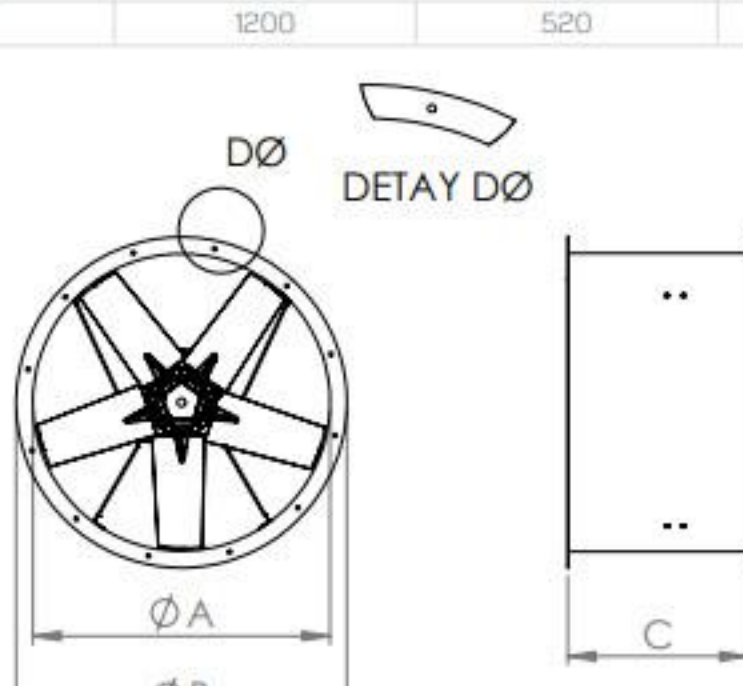
MODEL	VOLTAJ (V)	GÜÇ (kW)	DEBİ (m ³ /h)	SES SEVİYESİ (dB(A))
AXI 400-5-25	380	0,37	3.000	66
AXI 450-5-25	380	0,55	4.400	69
AXI 500-5-25	380	0,55	6.000	72
AXI 560-5-25	380	0,7	8.200	75
AXI 630-5-30	380	1,10	14.000	80
AXI 710-5-30	380	1,50	20.000	83
AXI 800-5-30	380	2,20	26.000	85
AXI 800-5-35	380	3,00	32.000	89
AXI 900-5-35	380	4,00	40.000	90
AXI 900-5-40	380	5,50	48.000	93
AXI 1000-5-40	380	7,50	56.000	94
AXI 900-8-40	380	11,00	49.000	94
AXI 1000-8-40	380	15,00	65.000	97
AXI 1000-8-45	380	18,50	73.000	99
AXI 1120-8-40	380	22,00	90.000	100
AXI 1120-8-45	380	30,00	100.000	102

Değerler 0 Pa içindir


OPSİYONLAR

- İstenilen renkte elektrostatik toz boya
- İstenilen debi ve basınçta özel üretim
- 5-8-12-16 Kanat Sayısı
- Alüminyum veya Plastik Kanat Seçeneği


MODEL	A (mm)	B (mm)	C (mm)	D (mm)	N
AXI 400	400	480	320	11	8
AXI 450	450	530	320	11	8
AXI 500	500	580	320	11	8
AXI 560	560	640	320	11	12
AXI 630	630	710	420	11	12
AXI 710	710	790	420	11	12
AXI 800	800	880	420	11	16
AXI 900	900	980	520	11	16
AXI 1000	1000	1080	520	11	16
AXI 1120	1120	1200	520	11	16



AXI FAN OPSİYONLARI



KORUMA TELİ



MONTAJ AYAĞI



KARŞI FLANŞ



KONNEKTÖR BAĞLANTISI



TİTREŞİM TAKOZU



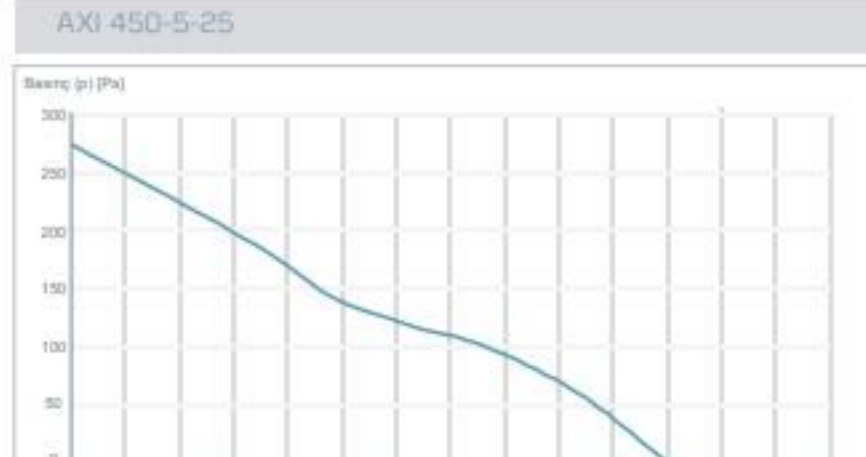
PANO

AXI FAN ÇALIŞMA EĞRİLERİ

AXI 400-5-25



AXI 450-5-25



AXI 500-5-25



AXI 560-5-25



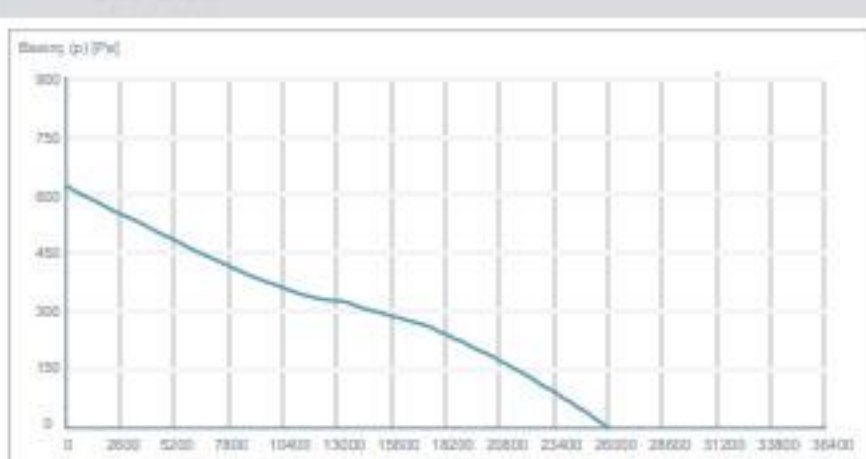
AXI 630-5-30



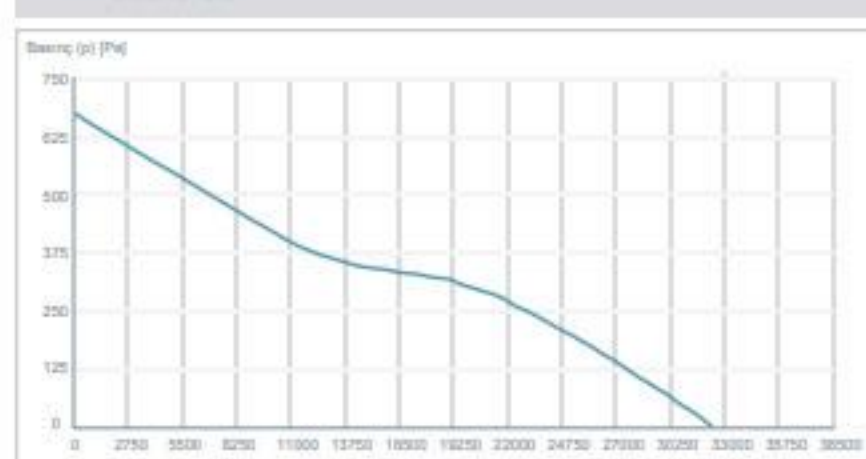
AXI 710-5-30



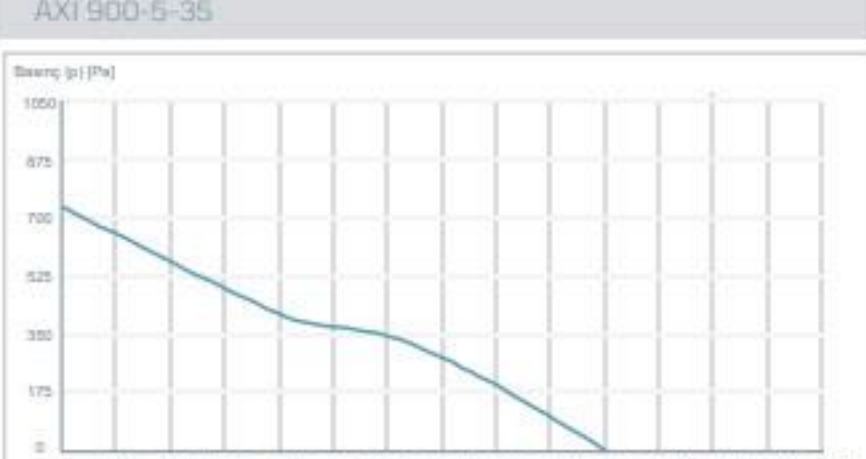
AXI 800-5-30



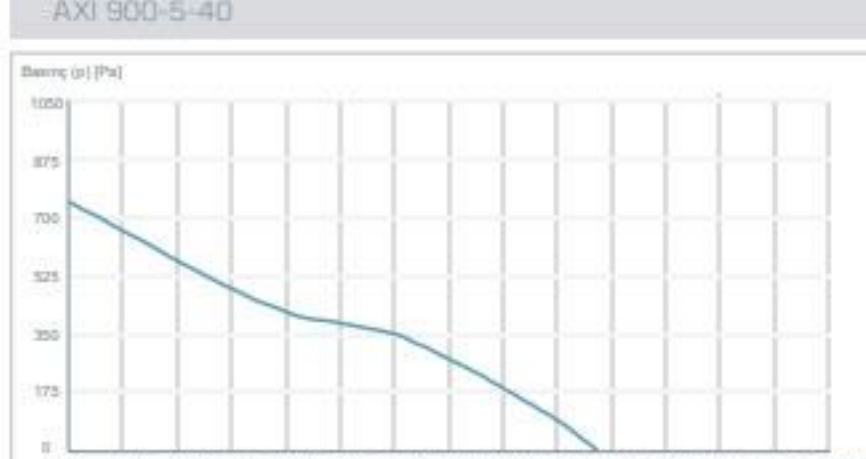
AXI 800-5-35



AXI 900-5-35



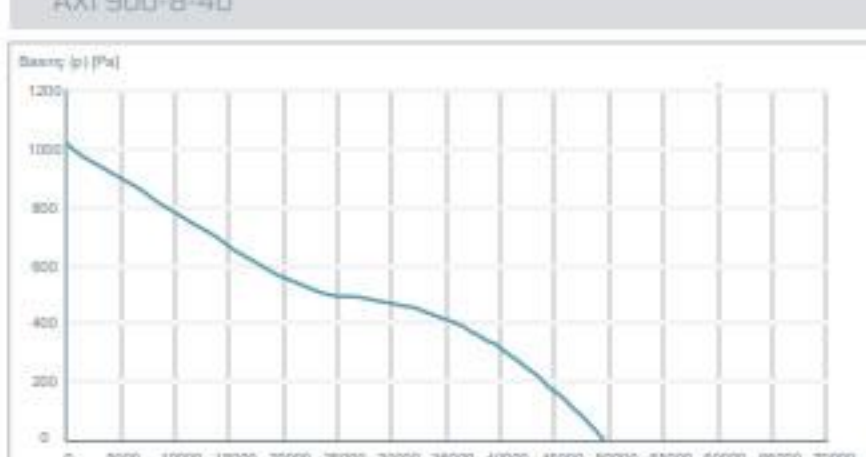
AXI 900-5-40



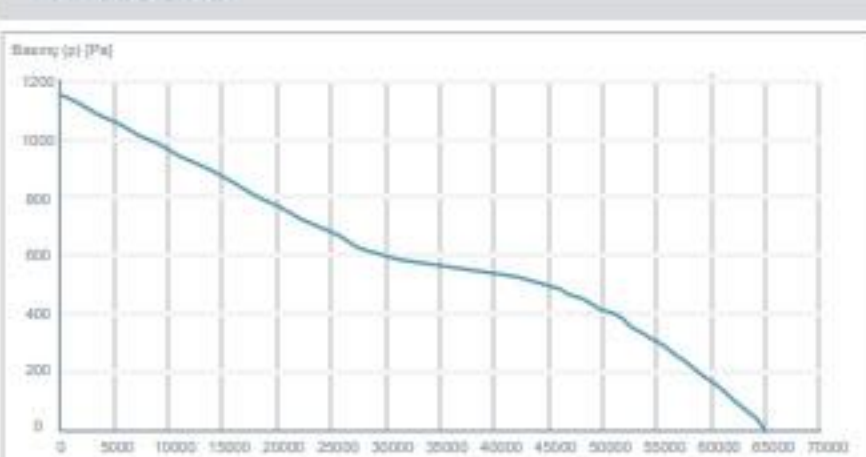
AXI 1000-5-40



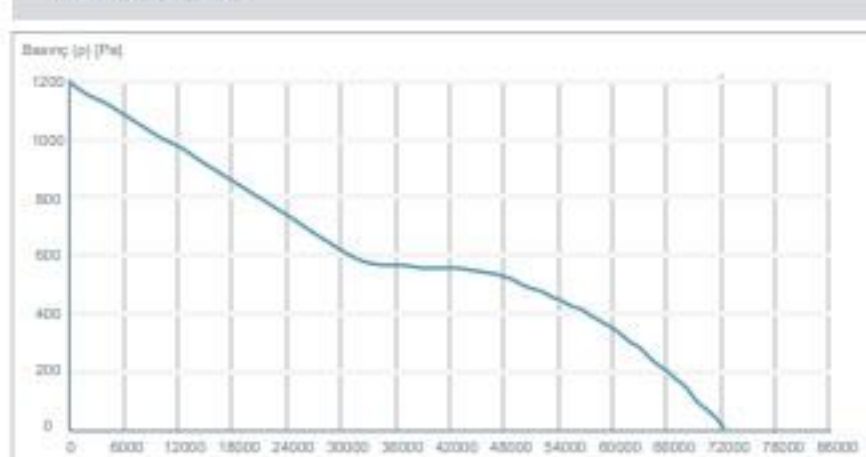
AXI 900-8-40



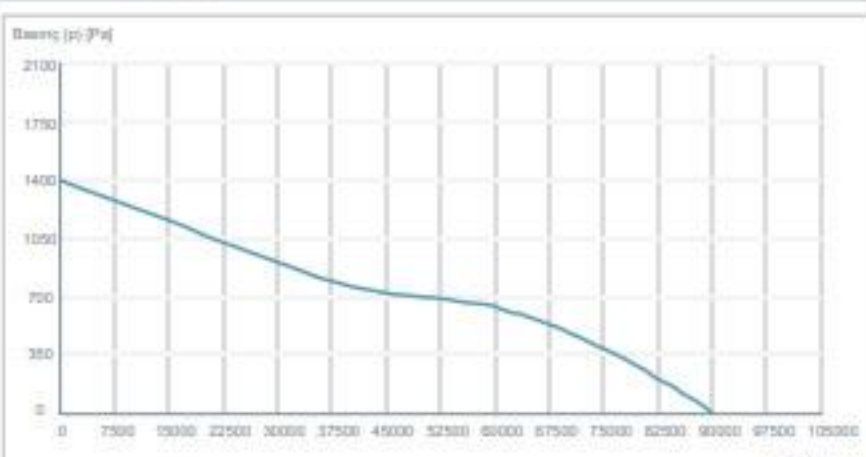
AXI 1000-8-40



AXI 1000-8-45



AXI 1120-8-40



AXI 1120-8-45

