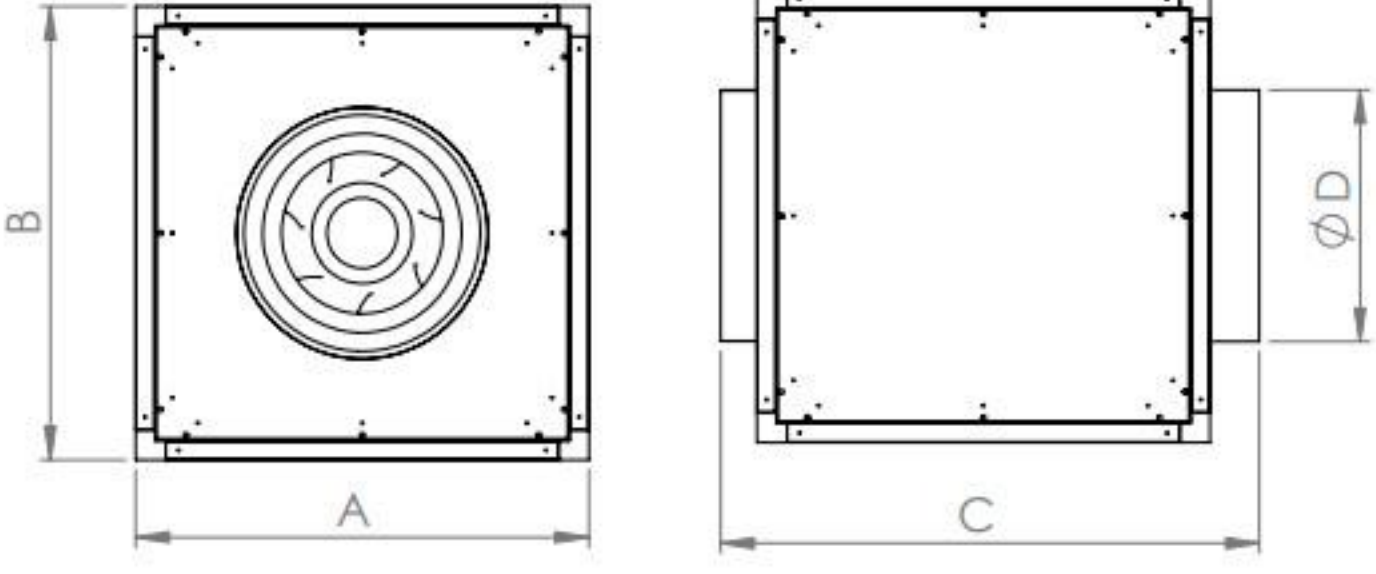


MODEL	VOLTAJ (V)	FREKANS (Hz)	GÜÇ (kW)	DEVİR (d/dk)	DEBİ (m³/h)	AĞIRLIK (kg)
HASP 355	380	50	0,37	1400	2300	34
HASP 400	380	50	0,55	1400	3300	38
HASP 450	380	50	0,75	1400	5000	49
HASP 500	380	50	1,10	1400	7000	63
HASP 560	380	50	1,50	1400	9800	74
HASP 630	380	50	3,00	1400	14000	89

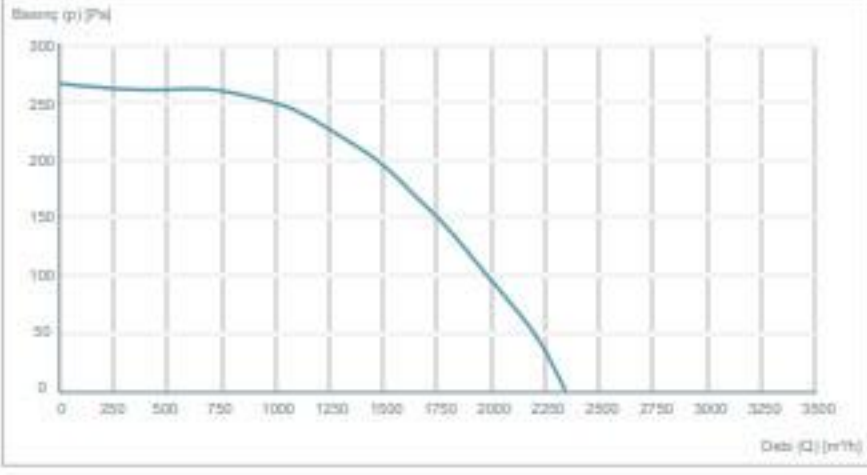
OPSİYONEL YAĞ TUTUCU METAL FİLTRE

MODEL	A (mm)	B (mm)	C (mm)	D (mm)
HASP 355	500	500	500	300
HASP 400	600	600	600	350
HASP 450	700	700	700	400
HASP 500	800	800	800	450
HASP 560	900	900	900	500
HASP 630	1000	1000	1000	

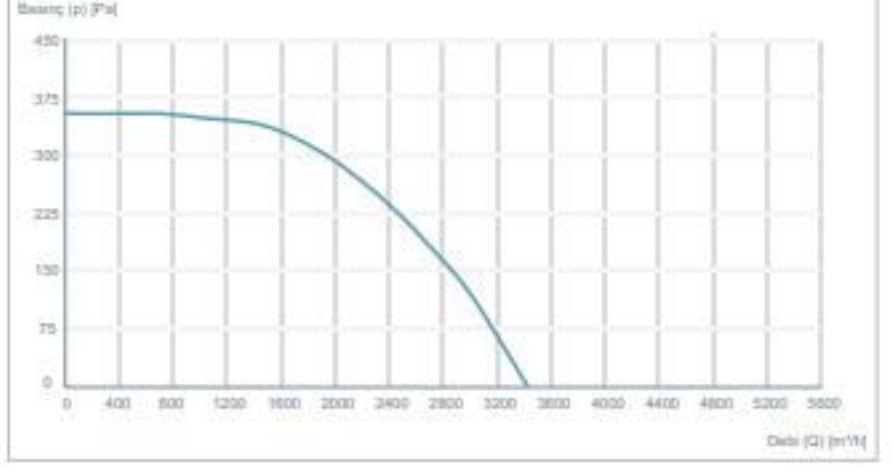


HMEF FAN ÇALIŞMA EĞRİLERİ

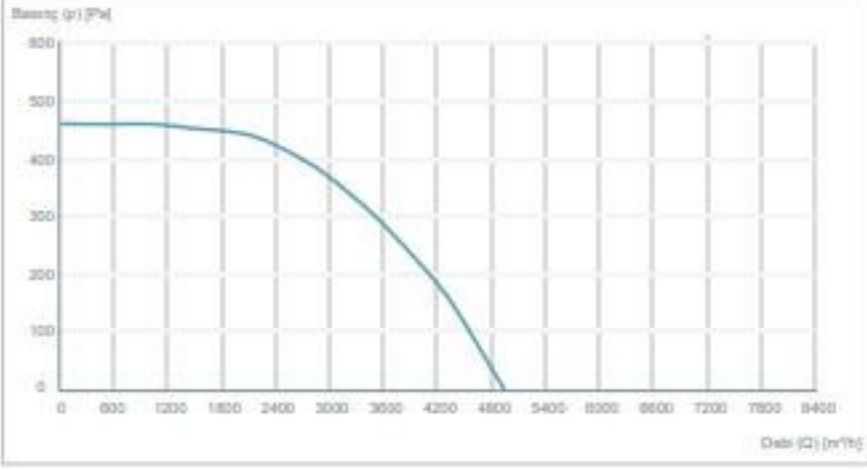
HASP 355



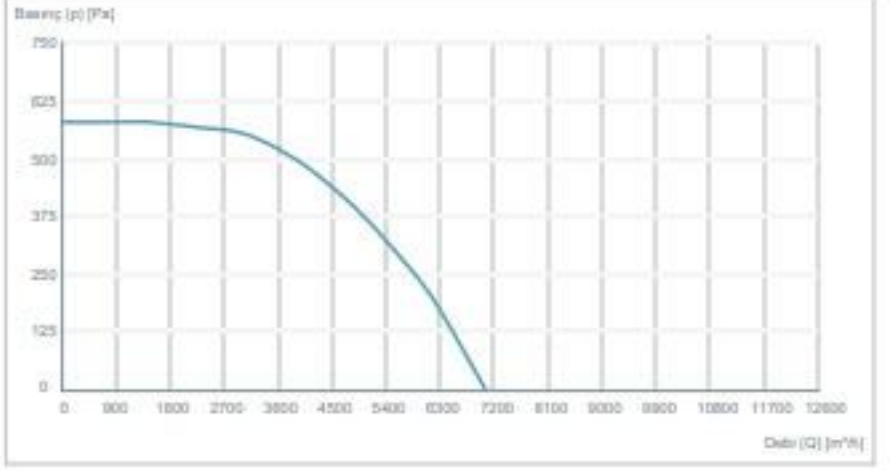
HASP 400



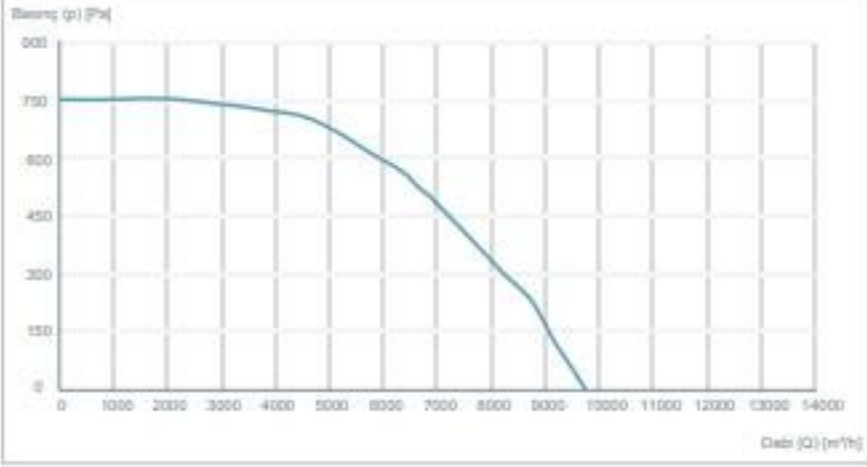
HASP 450



HASP 500



HASP 560



HASP 630

